

Spring Cable Reels

SR-Express



CONDUCTIX
wampfler

SR-Express



The SR cable reel range is the new demonstration of Conductix-Wampfler's know-how and the culmination of several decades of experience in the field of electrification of mobile machinery.

The recognized qualities of the previous Conductix-Wampfler reel ranges combined in one product!



SR-Express is a selection of spring cable reels from the global SR range defined to quickly and easily respond to the majority of industrial applications in energy supply for mobile devices.

The SR-Express reels are 'ready to use' with the cable installed and connected to the slip rings.

Application area

Energy and data supply to mobile industrial machineries such as overhead bridge cranes, gantries, mobile tables, aerial ladders and lifts, elevators, elevated work platforms, etc.

Environmental conditions of use

- Indoor and outdoor use
- **Neutral industrial environment**
- Ambient temperature range:
-20 up to +60°C
- For any other condition, consult us.

Reactivity



SR-Express reels are from stock and shipped within 48 hours.

Reliability



High-performance springs and polyurethane cables provide long life and reliability.


Conformity



SR-Express reels are built in accordance with:

- Machinery directive 2006/42/CE
- Low voltage directive 2006/95/CE

Technical details



1 Cables

- Halogen free, PUR cables specifically designed for reeling applications and providing excellent wear resistance and high flexibility

2 Cable drum

- Winding diameters ranging from 170 to 400 mm
- SR10 | SR20 | SR30: PA6-GF drum body, galvanized steel flanks
- SR40 | SR50: drum body and flanks made of zinc plated steel
- Design of the flank edge optimizes cable arrangement during winding and ensures safety for the user.
- Lubricated for life, sealed ball bearings

3 Slip rings

- Slip rings located in a housing outside the cable drum for optimal access to connection
- New design for easier and reduced maintenance
- ABS-PC, impact-resistant slip ring cover equipped with captive screws and with a breather to prevent condensation
- Protection IP65 to prevent dust and moisture entry into the slip ring housing

Type	Amp max ¹⁾	V maxi ²⁾
B050	25 A	690 V-AC
D050	50 A	600 V-DC

¹⁾ @+30°C and 100% duty

²⁾ Altitude max. 2000 m

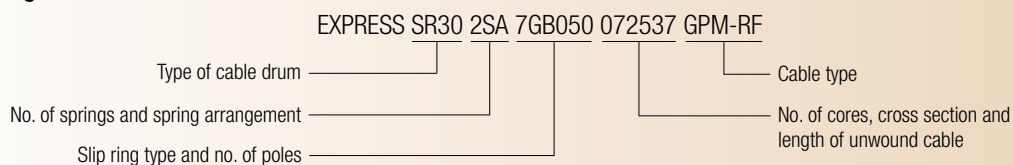
4 Spring motor

- Springs made of high-performance textured steel to ensure a long service life: 100,000 spring solicitations
- Spring motor inside the cable drum:
 - SR10 | SR20 | SR30: spring drum assembly
 - SR40 | SR50: springs individually encapsulated in cassette for a safe and easy manipulation (replacement or reversal of winding direction)
- Springs lubricated with a corrosion resistant grease
- **Series** or **Parallel** arrangement of the springs.

5 Mounting flange

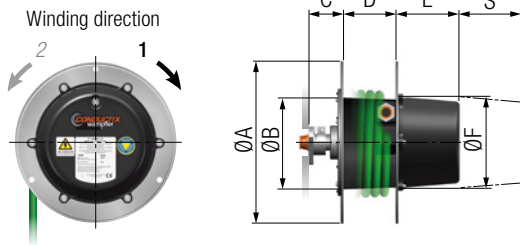
- Designed for a quick, easy and safe installation of the reel.
- Optional adapter flanges for installation of an SR reel in place of another spring reel.

Model designation

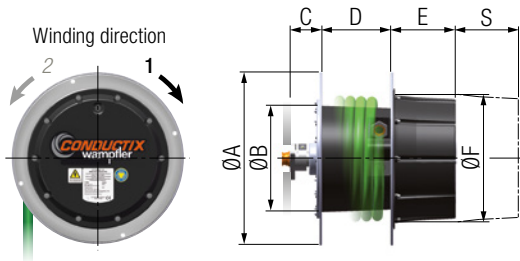


Dimensional details

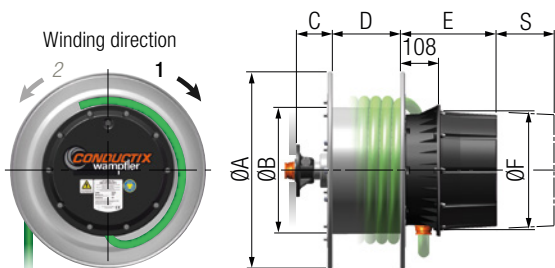
Spring cable reel w/ mounting flange



Reel type	ØA	ØB	C	D	ØF
SR10	320	170	73	114	220
SR20	400	220	86	129	220



Reel type	ØA	ØB	C	D	ØF
SR30	450	270	82	179	330



Reel type	ØA	ØB	C	D	ØF
SR40	550	350	101	191	330
SR50	640	400	88	261	330

Winding direction 1: standard.
Winding direction 2: on request.

Dimension 'E' according to the slip ring type

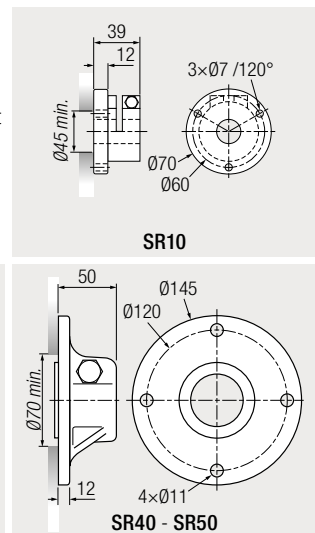
Reel type	Slip ring type	E	S ¹⁾
SR10	4GB050	138	130
	7GB050	168	160
SR20	4GB050	168	160
	7GB050	168	160
	12GB050	218	210
	4GD050	168	160
SR30	4GB050	168	160
	7GB050	168	160
	12GB050	218	210
	18GB050	322	315
	20GB050	322	315
SR40	4GD050	168	160
	7GB050	269	160
	12GB050	319	210
	18GB050	423	315
SR50	20GB050	423	315
	4GD050	269	160
	18GB050	423	315

¹⁾S = clearance required for slip ring cover removal

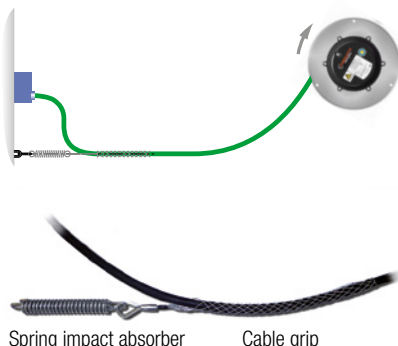
Mounting flange

Mounting flange installed on the spring reel shaft.

Material: cast aluminium alloy or cast iron, epoxy paint finish.



Accessories



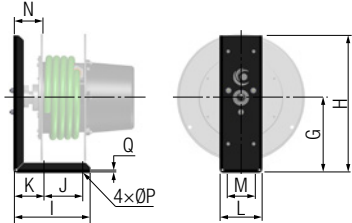
Spring impact absorber Cable grip

Order No.	Description	Cable OD	Use
3057560	Single-eye cable grip SB8	8 - 13 mm	All applications, normal duty
3056836	Single-eye cable grip SB13	13 - 18 mm	
3057564	Single-eye cable grip SB18	18 - 25 mm	
3057556	Double-eye cable grip DB8	8 - 15 mm	Lift applications, high duty
3057598	Double-eye cable grip DB15	15 - 25 mm	
3057690	Spring impact absorber 20 kg - cadmium plated steel		
3057692	Spring impact absorber 40 kg - cadmium plated steel		

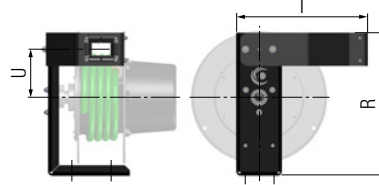
Dimensional details

Options

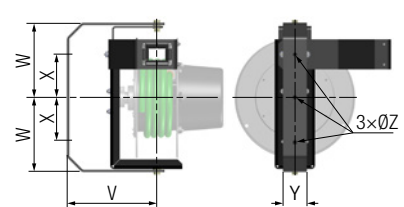
Right angle support bracket 'SE'




Support bracket and roller box 'BR'



Swiveling support bracket 'SP'



Reel type	G	H	I	J	K	L	M	N	ØP	Q	R	T	U	V	W	X	Y	ØZ
SR10	213	384	204	120	64	110	80	79	13	6	394	375	131	250	225	130	60	13
SR20	236	431	240	125	95	134	80	92	13	6	431	387	145	300	250	150	80	13
SR30	278	530	276	125	114	134	80	88	13	6	530	428	195	350	295	195	110	13
SR40	360	650	300	180	50	200	130	106	17	5	650	556	220	475	405	300	110	17
SR50	405	760	300	230	50	240	170	96	17	5	760	625	265	550	475	300	160	17


Order No.	Model	 [kg]
3171763	Right angle support bracket 'SE' for SR10	3.0
3171798	Right angle support bracket 'SE' for SR20	5.0
3172677	Right angle support bracket 'SE' for SR30	8.0
3171851	Right angle support bracket 'SE' for SR40	11.0
3171877	Right angle support bracket 'SE' for SR50	14.5
3171800	Support bracket and roller box 'BR' for SR10	5.5
3171835	Support bracket and roller box 'BR' for SR20	8.0
3172733	Support bracket and roller box 'BR' for SR30	11.5
3171872	Support bracket and roller box 'BR' for SR40	18.0
3182583	Support bracket and roller box 'BR' for SR50	23.0
3171791	Swiveling support bracket 'SP' for SR10	10.0
3172673	Swiveling support bracket 'SP' for SR20	15.0
3172691	Swiveling support bracket 'SP' for SR30	24.5
3173167	Swiveling support bracket 'SP' for SR40	38.5
3182606	Swiveling support bracket 'SP' for SR50	72.0

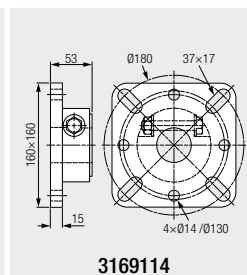
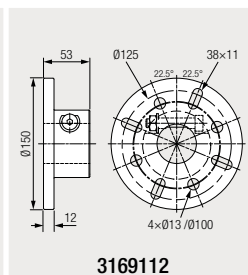
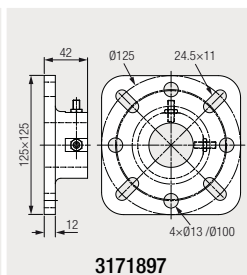
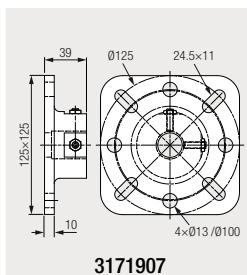
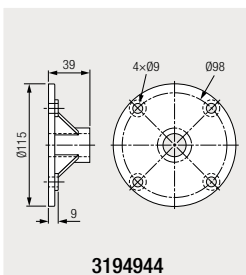


Material: steel
Finish: black epoxy paint

Adapter flanges 'AB'

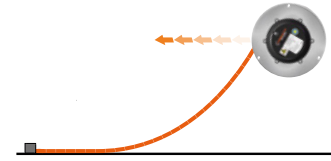
The adapter flanges are delivered separately (not mounted on the reel) and are designed for the installation of a SR-Express reel in place of a Conductix-Wampfler BEF or SIRIO reel (for other model: consult us) without modification of the support.

Model	Replacement of BEF					Replacement of SIRIO						Adapter flange		 [kg]						
	15	18	22	26	32	40	50	0	1	2	3	4	5		6	Order No.	Description			
SR10	✓																3194944	Adapter flange AB15	0.3	
		✓		✓				✓										3171907	Adapter flange AB00 - AB18 - AB26	0.6
SR20		✓	✓	✓					✓	✓	✓	✓						3171897	Adapter flange AB01 - AB02 - AB03 - AB04 - AB18 - AB22 - AB26	0.6
SR30		✓	✓	✓					✓	✓	✓	✓					3169112			
SR40			✓	✓	✓									✓	✓			3169114	Adapter flange AB05 - AB06 - AB40 - AB50	1.0
SR50						✓	✓							✓	✓					



Retrieve application

- Reel mounted on the moving machine, cable laying on the ground or supported by rollers (max distance pitch 1 m)
- Max speed = 60 m/min | Max acceleration = 0.3 m/s²
- Max height of reel axis above the ground = 1 m
- For any other use, consult us.



Cable Type	L ₀ [m]	L _T [m]	Reel		[kg]	[cm]	type	Cable grip Order No.	Spring impact absorber Order No.
			Order No.	Model					
GPM 4G2.5mm ² OD 10.6 mm 0.17 kg/m	11	13	3183050	EXPRESS SR10.1SL.4GB050.042511.GPM	12.0	41 × 41 × 45	•	3057560	3057690
	17	19	3183066	EXPRESS SR10.2SA.4GB050.042517.GPM	13.0	41 × 41 × 45	•		
	29	31	3183071	EXPRESS SR20.2SA.4GB050.042529.GPM	20.5	53 × 53 × 48	•		
	34	37	3183072	EXPRESS SR30.2SA.4GB050.042534.GPM	26.5	54 × 54 × 80	••		
	56	59	3183073	EXPRESS SR30.3SA.4GB050.042556.GPM	35.0	72 × 63 × 80	•••		
TXP 4G4mm ² OD 14.2 mm 0.24 kg/m	7	9	3210197	EXPRESS SR10.1SA.4GD050.040407.TXP	12.0	41 × 41 × 45	•	3056836	3057690
	14	16	3210201	EXPRESS SR10.1SL.4GD050.040414.TXP	14.0	41 × 41 × 45	•		
	20	22	3211132	EXPRESS SR20.2SR.4GD050.040420.TXP	20.5	53 × 53 × 48	•		
	30	32	3210207	EXPRESS SR20.2SA.4GD050.040430.TXP	22.5	53 × 53 × 48	•		
	36	39	3211135	EXPRESS SR30.2SA.4GD050.040436.TXP	29.5	54 × 54 × 80	••		
	50	53	3210211	EXPRESS SR30.3SA.4GD050.040450.TXP	37.5	72 × 63 × 80	•••		
TXP 4G6mm ² OD 15.7mm 0.33 kg/m	8	10	3210213	EXPRESS SR10.1SA.4GD050.040608.TXP	13.5	41 × 41 × 45	•	3056836	3057690
	19	21	3211137	EXPRESS SR10.2SA.4GD050.040619.TXP	17.0	41 × 41 × 45	•		
	29	31	3210220	EXPRESS SR20.2SA.4GD050.040629.TXP	25.0	53 × 53 × 48	•		
	37	40	3210222	EXPRESS SR30.2SA.4GD050.040637.TXP	33.0	54 × 54 × 80	••		
	47	50	3210223	EXPRESS SR30.3SA.4GD050.040647.TXP	41.5	72 × 63 × 80	•••		
	54	58	3210224	EXPRESS SR40.2SA.4GD050.040654.TXP	69.0	72 × 63 × 80	•••		
RXP 7G1.5mm ² OD 12.8 mm 0.22 kg/m	7	9	3183088	EXPRESS SR10.1SA.7GB050.071507.RXP	12.0	41 × 41 × 45	•	3057560	3057690
	15	17	3183089	EXPRESS SR10.2SA.7GB050.071515.RXP	13.5	41 × 41 × 45	•		
	22	24	3183090	EXPRESS SR20.2SR.7GB050.071522.RXP	20.5	53 × 53 × 48	•		
	30	32	3202410	EXPRESS SR20.2SA.7GB050.071530.RXP	22.0	53 × 53 × 48	•		
	37	40	3183092	EXPRESS SR30.2SA.7GB050.071537.RXP	29.0	54 × 54 × 80	••		
	54	57	3183093	EXPRESS SR30.3SA.7GB050.071554.RXP	37.5	72 × 63 × 80	•••		
GPM-RF 7G2.5mm ² OD 14.0 mm 0.28 kg/m	12	14	3202408	EXPRESS SR10.1SL.7GB050.072512.GPM-RF	14.0	41 × 41 × 45	•	3056836	3057690
	21	23	3183096	EXPRESS SR20.2SA.7GB050.072521.GPM-RF	21.5	53 × 53 × 48	•		
	28	30	3211072	EXPRESS SR20.2SA.7GB050.072528.GPM-RF	23.5	53 × 53 × 48	•		
	37	40	3183098	EXPRESS SR30.2SA.7GB050.072537.GPM-RF	31.0	54 × 54 × 80	••		
	46	49	3211140	EXPRESS SR30.3SA.7GB050.072546.GPM-RF	38.5	72 × 63 × 80	•••		
RXP 12G1.5mm ² OD 16.2 mm 0.36 kg/m	8	10	3183101	EXPRESS SR20.1SR.12GB050.121508.RXP	13.5	53 × 53 × 48	•	3056836	3057690
	18	20	3183103	EXPRESS SR20.2SA.12GB050.121518.RXP	22.0	53 × 53 × 48	•		
	29	32	3183106	EXPRESS SR30.2SA.12GB050.121529.RXP	31.5	54 × 54 × 80	••		
	37	40	3183107	EXPRESS SR30.2SA.12GB050.121537.RXP	34.5	54 × 54 × 80	••		
	47	51	3211076	EXPRESS SR40.2SA.12GB050.121547.RXP	68.5	88 × 84 × 94	•••		
GPM-RF 12G2.5mm ² OD 16.3 mm 0.41 kg/m	7	9	3183109	EXPRESS SR20.1SR.12GB050.122507.GPM-RF	13.5	53 × 53 × 48	•	3056836	3057690
	18	20	3211077	EXPRESS SR20.2SR.12GB050.122518.GPM-RF	23.0	53 × 53 × 48	•		
	28	31	3183113	EXPRESS SR30.2SA.12GB050.122528.GPM-RF	32.5	54 × 54 × 80	••		
	37	41	3183114	EXPRESS SR40.2SA.12GB050.122537.GPM-RF	67.0	88 × 84 × 94	•••		
	47	51	3211143	EXPRESS SR40.2SA.12GB050.122547.GPM-RF	71.0	88 × 84 × 94	•••		
RXP 18G1.5mm ² OD 17.2 mm 0.46 kg/m	10	13	3183116	EXPRESS SR30.1SR.18GB050.181510.RXP	26.0	54 × 54 × 80	••	3056836	3057690
	22	25	3183118	EXPRESS SR30.2SA.18GB050.181522.RXP	31.5	54 × 54 × 80	••		
	28	31	3183060	EXPRESS SR30.2SA.18GB050.181528.RXP	34.5	54 × 54 × 80	••		
	37	41	3183161	EXPRESS SR40.2SA.18GB050.181537.RXP	74.0	88 × 84 × 94	•••		
	44	48	3183162	EXPRESS SR40.2SA.18GB050.181544.RXP	77.0	88 × 84 × 94	•••		
RXP 18G2.5mm ² OD 19.8 mm 0.67 kg/m	8	11	3211080	EXPRESS SR30.1SR.18GB050.182508.RXP	27.5	54 × 54 × 80	••	3057564	3057690
	13	16	3210248	EXPRESS SR30.1SA.18GB050.182513.RXP	25.5	54 × 54 × 80	••		
	19	22	3210249	EXPRESS SR30.2SA.18GB050.182519.RXP	34.5	54 × 54 × 80	••		
	28	32	3210253	EXPRESS SR40.1SA.18GB050.182528.RXP	61.5	88 × 84 × 94	•••		
	37	42	3210254	EXPRESS SR50.2SA.18GB050.182537.RXP	88.0	88 × 84 × 94	•••		
	47	52	3211145	EXPRESS SR50.2SA.18GB050.182547.RXP	95.0	88 × 84 × 94	•••		
GPM-RF 20G2.5mm ² OD 20.0 mm 0.66 kg/m	13	16	3202452	EXPRESS SR30.1SA.20GB050.202513.GPM-RF	30.0	54 × 54 × 80	••	3057564	3057690
	19	22	3183164	EXPRESS SR30.2SA.20GB050.202519.GPM-RF	36.0	72 × 63 × 80	•••		
	28	32	3183168	EXPRESS SR40.1SA.20GB050.202528.GPM-RF	59.0	88 × 84 × 94	•••		
	37	42	3183170	EXPRESS SR50.2SA.20GB050.202537.GPM-RF	87.0	88 × 84 × 94	•••		
	47	52	3183171	EXPRESS SR50.2SA.20GB050.202547.GPM-RF	94.0	88 × 84 × 94	•••		

- Cardboard box
- Cardboard pallet
- Open wooden crate

Lift application

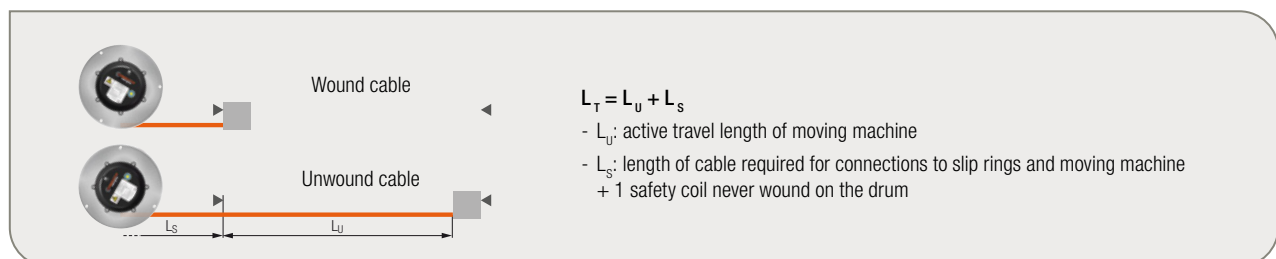
- Reel mounted stationary, cable wound up vertically
- Max speed = 30 m/min | Max acceleration = 0.3 m/s²
- For any other use, consult us.



Cable Type	L _u [m]	L _t [m]	Reel		[kg]	[cm]	type	Cable grip Order No.	Spring impact absorber Order No.
			Order No.	Model					
GPM 4G2.5mm ² OD 10.6 mm 0.17 kg/m	11	13	3183050	EXPRESS SR10.1SL.4GB050.042511.GPM	12.0	41 × 41 × 45	•	3057560 or 3057556 ¹⁾	3057690
	17	19	3183066	EXPRESS SR10.2SA.4GB050.042517.GPM	13.0	41 × 41 × 45	•		
	21	23	3183069	EXPRESS SR20.2SR.4GB050.042521.GPM	19.0	53 × 53 × 48	•		
	34	37	3203295	EXPRESS SR30.3SR.4GB050.042534.GPM	31.5	54 × 54 × 80	••		
TXP 4G4mm ² OD 14.2 mm 0.24 kg/m	7	9	3210197	EXPRESS SR10.1SA.4GD050.040407.TXP	12.0	41 × 41 × 45	•	3056836 or 3057556 ¹⁾	3057690
	12	14	3210199	EXPRESS SR10.2SA.4GD050.040412.TXP	13.5	41 × 41 × 45	•		
	20	22	3211132	EXPRESS SR20.2SR.4GD050.040420.TXP	20.5	53 × 53 × 48	•		
	29	32	3211134	EXPRESS SR30.2SR.4GD050.040429.TXP	27.5	54 × 54 × 80	••		
TXP 4G6mm ² OD 15.7mm 0.33 kg/m	8	10	3210213	EXPRESS SR10.1SA.4GD050.040608.TXP	13.5	41 × 41 × 45	•	3056836 or 3057598 ¹⁾	3057690
	14	16	3210215	EXPRESS SR20.2PA.4GD050.040614.TXP	20.5	53 × 53 × 48	•		
	18	21	3210217	EXPRESS SR30.2SR.4GD050.040618.TXP	27.0	54 × 54 × 80	••		
	26	29	3211138	EXPRESS SR30.2SR.4GD050.040626.TXP	29.5	54 × 54 × 80	••		
RXP 7G1.5mm ² OD 12.8 mm 0.22 kg/m	7	9	3183088	EXPRESS SR10.1SA.7GB050.071507.RXP	12.0	41 × 41 × 45	•	3057560 or 3057556 ¹⁾	3057690
	15	17	3183089	EXPRESS SR10.2SA.7GB050.071515.RXP	13.5	41 × 41 × 45	•		
	22	24	3183090	EXPRESS SR20.2SR.7GB050.071522.RXP	20.5	53 × 53 × 48	•		
	30	33	3183091	EXPRESS SR30.2SR.7GB050.071530.RXP	27.5	54 × 54 × 80	••		
GPM-RF 7G2.5mm ² OD 14.0 mm 0.28 kg/m	10	12	3211059	EXPRESS SR10.2SA.7GB050.072510.GPM-RF	13.5	41 × 41 × 45	•	3056836 or 3057556 ¹⁾	3057690
	14	16	3183095	EXPRESS SR20.2PA.7GB050.072514.GPM-RF	19.5	53 × 53 × 48	•		
	18	20	3211071	EXPRESS SR20.2SR.7GB050.072518.GPM-RF	20.5	53 × 53 × 48	•		
	27	30	3211139	EXPRESS SR30.2SR.7GB050.072527.GPM-RF	28.5	54 × 54 × 80	••		
RXP 12G1.5mm ² OD 16.2 mm 0.36 kg/m	8	10	3183101	EXPRESS SR20.1SR.12GB050.121508.RXP	13.5	53 × 53 × 48	•	3056836 or 3057598 ¹⁾	3057690
	15	17	3183102	EXPRESS SR20.2PA.12GB050.121515.RXP	21.0	53 × 53 × 48	•		
	21	24	3211074	EXPRESS SR30.2SR.12GB050.121521.RXP	28.5	54 × 54 × 80	••		
	26	30	3211142	EXPRESS SR40.1SA.12GB050.121526.RXP	66.0	88 × 84 × 94	•••		
GPM-RF 12G2.5mm ² OD 16.3 mm 0.41 kg/m	7	9	3183109	EXPRESS SR20.1SR.12GB050.122507.GPM-RF	18.5	53 × 53 × 48	•	3056836 or 3057598 ¹⁾	3057690
	17	20	3183110	EXPRESS SR30.2PA.12GB050.122517.GPM-RF	28.0	54 × 54 × 80	••		
	22	26	3211078	EXPRESS SR40.1SA.12GB050.122522.GPM-RF	50.5	88 × 84 × 94	•••		
	27	31	3183112	EXPRESS SR40.2PA.12GB050.122527.GPM-RF	67.5	88 × 84 × 94	•••		
RXP 18G1.5mm ² OD 17.2 mm 0.46 kg/m	10	13	3183116	EXPRESS SR30.1SR.18GB050.181510.RXP	26.0	54 × 54 × 80	••	3056836 or 3057598 ¹⁾	3057690
	16	19	3183117	EXPRESS SR30.2PA.18GB050.181516.RXP	28.5	54 × 54 × 80	••		
	20	24	3211079	EXPRESS SR40.1SA.18GB050.181520.RXP	51.0	88 × 84 × 94	•••		
	27	31	3183059	EXPRESS SR40.2PA.18GB050.181527.RXP	69.5	88 × 84 × 94	•••		
RXP 18G2.5mm ² OD 19.8 mm 0.67 kg/m	8	11	3211080	EXPRESS SR30.1SR.18GB050.182508.RXP	27.5	54 × 54 × 80	••	3057564 or 3057598 ¹⁾	3057690
	13	16	3210247	EXPRESS SR30.2PA.18GB050.182513.RXP	30.5	54 × 54 × 80	••		
	18	21	3210250	EXPRESS SR30.3PA.18GB050.182518.RXP	39.0	72 × 63 × 80	•••		
	23	27	3211081	EXPRESS SR40.2PA.18GB050.182523.RXP	73.0	88 × 84 × 94	•••		
	28	32	3210252	EXPRESS SR40.3PA.18GB050.182528.RXP	86.5	88 × 84 × 94	•••		
GPM-RF 20G2.5mm ² OD 20.0 mm 0.66 kg/m	13	16	3183163	EXPRESS SR30.2PA.20GB050.202513.GPM-RF	30.0	54 × 54 × 80	••	3057564 or 3057598 ¹⁾	3057690
	18	22	3183165	EXPRESS SR30.3PA.20GB050.202518.GPM-RF	66.0	88 × 84 × 94	•••		
	22	26	3183166	EXPRESS SR40.2PA.20GB050.202522.GPM-RF	69.0	88 × 84 × 94	•••		
	28	32	3183167	EXPRESS SR40.3PA.20GB050.202528.GPM-RF	88.0	88 × 84 × 94	•••		

- Cardboard box
- Cardboard pallet
- Open wooden crate

¹⁾ For high duty applications



www.conductix.com

Conductix-Wampfler

has just one critical mission:
to provide you with energy and
data transmission systems that
will keep your operations up and
running 24/7/365.

To contact your nearest sales
office, please refer to:

**[www.conductix.com/
contact-search](http://www.conductix.com/contact-search)**

